

KEDIA ADVISORY



DAILY ENERGY REPORT

5 May 2026

Kedia Stocks and Commodities Research Pvt. Ltd.

SEBI Registration Number: INH000006156 | Disclaimer: <https://kediaadvisory.com/disclaimer>



MCX UPDATE

Commodity	Expiry	Open	High	Low	Close	% Change
CRUDEOIL	18-May-26	9685.00	10244.00	9516.00	10057.00	4.06
CRUDEOIL	18-Jun-26	9247.00	9766.00	9098.00	9687.00	5.13
CRUDEOILMINI	18-May-26	9665.00	10244.00	9517.00	10061.00	4.10
CRUDEOILMINI	18-Jun-26	9147.00	9765.00	9101.00	9687.00	5.12
NATURALGAS	26-May-26	267.00	276.10	264.50	274.50	3.78
NATURALGAS	25-Jun-26	297.00	305.50	294.10	304.10	3.72
NATURALGAS MINI	26-May-26	270.60	276.20	264.60	274.60	-24.03
NATURALGAS MINI	25-Jun-26	298.10	305.60	294.20	303.90	11.67

INTERNATIONAL UPDATE

Commodity	Open	High	Low	Close	% Change
Crudeoil \$	104.99	105.24	104.53	104.97	-0.02
Natural Gas \$	2.8500	2.8510	2.8350	2.8460	-0.18
Lme Copper	12811.88	12862.00	12806.00	12836.78	-1.02
Lme Zinc	3322.85	3326.35	3313.60	3314.90	-0.76
Lme Aluminium	3490.50	3533.80	3485.00	3518.40	1.00
Lme Lead	1954.20	1954.20	1949.05	1949.25	-0.41
Lme Nickel	19327.00	19360.00	19240.75	19269.88	-0.22

OPEN INTEREST SNAPSHOT

Commodity	Expiry	% Change	% Oi Change	Oi Status
CRUDEOIL	18-May-26	4.06	8.15	Fresh Buying
CRUDEOIL	18-Jun-26	5.13	14.39	Fresh Buying
CRUDEOILMINI	18-May-26	4.10	10.05	Fresh Buying
CRUDEOILMINI	18-Jun-26	5.12	15.02	Fresh Buying
NATURALGAS	26-May-26	3.78	-25.80	Short Covering
NATURALGAS	25-Jun-26	3.72	24.55	Fresh Buying
NATURALGAS MINI	26-May-26	3.82	-24.03	Short Covering
NATURALGAS MINI	25-Jun-26	3.65	11.67	Fresh Buying

Technical Snapshot



BUY CRUDEOIL MAY @ 9800 SL 9600 TGT 10100-10400. MCX

Observations

Crudeoil trading range for the day is 9211-10667.

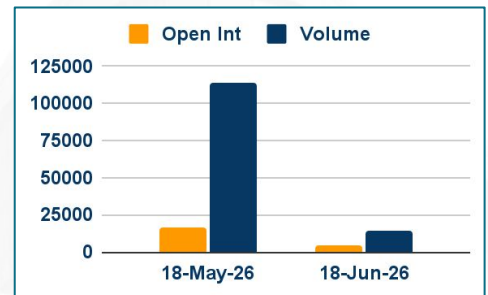
Crude oil gains after Iran's navy said it had prevented a U.S. warship from entering the Strait of Hormuz.

OPEC+ says it will raise oil output by 188,000 barrels per day in June.

The latest increase is slightly less than the 206,000 bpd raise OPEC+ announced last month.

Oil exports from the Middle East remain largely choked off due to the Iran conflict.

OI & Volume



Spread

Commodity	Spread
CRUDEOIL JUN-MAY	-370.00
CRUDEOILMINI JUN-MAY	-374.00

Trading Levels

Commodity	Expiry	Close	R2	R1	PP	S1	S2
CRUDEOIL	18-May-26	10057.00	10667.00	10362.00	9939.00	9634.00	9211.00
CRUDEOIL	18-Jun-26	9687.00	10185.00	9936.00	9517.00	9268.00	8849.00
CRUDEOILMINI	18-May-26	10061.00	10668.00	10365.00	9941.00	9638.00	9214.00
CRUDEOILMINI	18-Jun-26	9687.00	10182.00	9935.00	9518.00	9271.00	8854.00
Crudeoil \$		104.97	105.62	105.29	104.91	104.58	104.20

Technical Snapshot



SELL NATURALGAS MAY @ 275 SL 280 TGT 270-265. MCX

Observations

Naturalgas trading range for the day is 260.1-283.3.

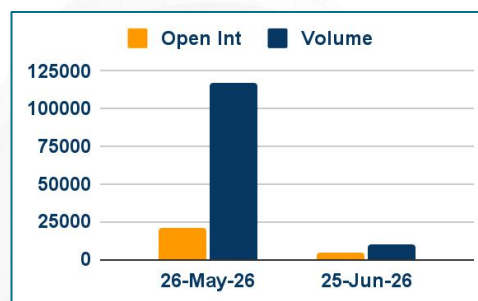
Natural gas rose supported by smaller storage injection, lower production, and near-record LNG exports.

EIA reported a 79 Bcf injection into storage, broadly in line with expectations of an 80 Bcf build.

Production has weakened further, falling by around 2.0 bcfd over the past five days.

LNG export feedgas also rose to 18.8 bcfd so far in April from 18.6 bcfd in March.

OI & Volume



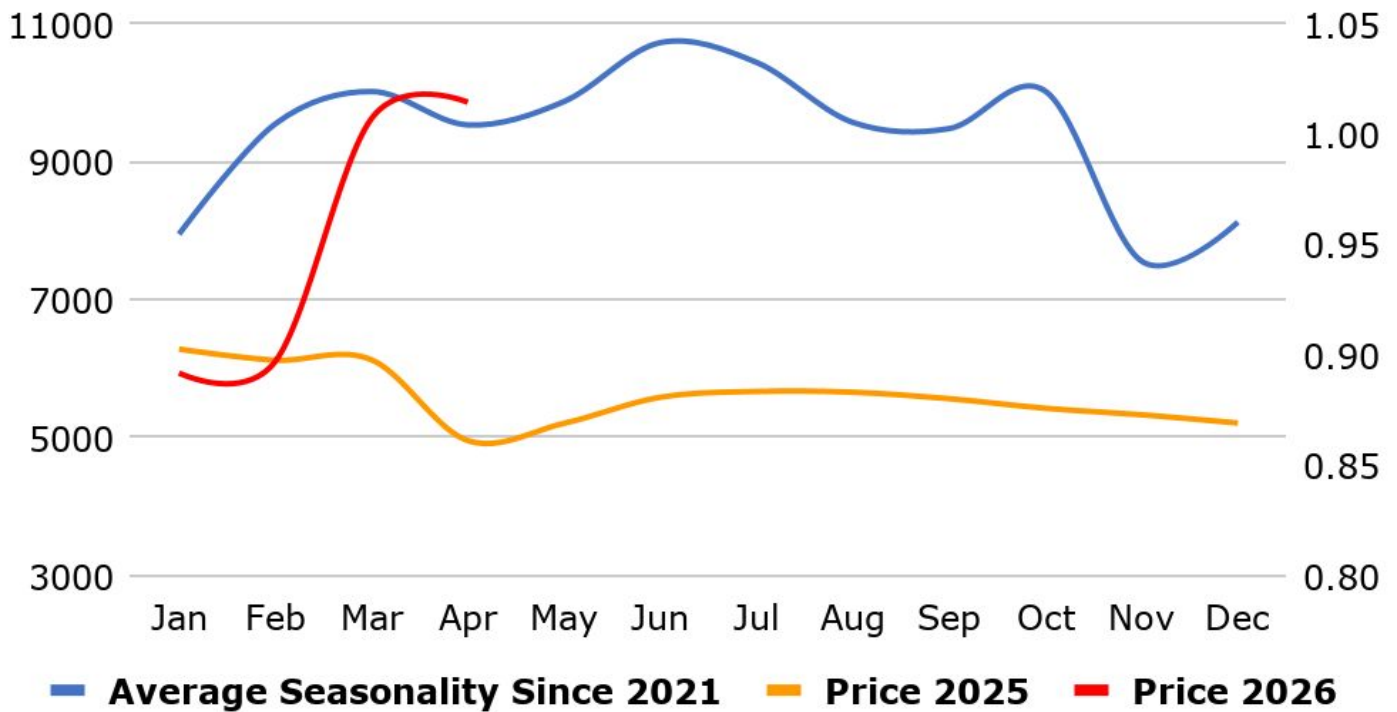
Spread

Commodity	Spread
NATURALGAS JUN-MAY	29.60
NATURALGAS MINI JUN-MAY	29.30

Trading Levels

Commodity	Expiry	Close	R2	R1	PP	S1	S2
NATURALGAS	26-May-26	274.50	283.30	278.90	271.70	267.30	260.10
NATURALGAS	25-Jun-26	304.10	312.60	308.30	301.20	296.90	289.80
NATGAS MINI	26-May-26	274.60	283.00	279.00	272.00	268.00	261.00
NATGAS MINI	25-Jun-26	303.90	313.00	308.00	301.00	296.00	289.00
Natural Gas \$		2.8460	2.8600	2.8530	2.8440	2.8370	2.8280

MCX Crude Oil Seasonality



MCX Natural Gas Seasonality



Economic Data

Date	Curr.	Data
May 4	EUR	German Final Manufacturing PMI
May 4	EUR	Final Manufacturing PMI
May 4	EUR	Sentix Investor Confidence
May 4	USD	Factory Orders m/m
May 5	EUR	French Gov Budget Balance
May 5	USD	Trade Balance
May 5	USD	Final Services PMI
May 5	USD	ISM Services PMI
May 5	USD	JOLTS Job Openings
May 5	USD	New Home Sales
May 6	EUR	German Final Services PMI
May 6	EUR	Final Services PMI
May 6	EUR	PPI m/m

Date	Curr.	Data
May 7	EUR	German Factory Orders m/m
May 7	EUR	Retail Sales m/m
May 7	USD	Challenger Job Cuts y/y
May 7	USD	Unemployment Claims
May 7	USD	Prelim Nonfarm Productivity q/q
May 7	USD	Prelim Unit Labor Costs q/q
May 7	USD	Construction Spending m/m
May 7	USD	Natural Gas Storage
May 8	EUR	German Industrial Production m/m
May 8	EUR	German Trade Balance
May 8	USD	Average Hourly Earnings m/m
May 8	USD	Non-Farm Employment Change
May 8	USD	Unemployment Rate

News you can Use

The S&P Global UK Manufacturing PMI climbed to 53.7 in April 2026 from 51 in the prior month, slightly above the preliminary estimate of 53.6. This marked the highest reading since May 2022, as output expanded for the sixth time in seven months, supported by stronger new orders, backlog clearing, and a modest build-up in finished goods inventories. New orders grew at one of the fastest rates in four years, driven by both domestic and export demand. Net borrowing of consumer credit by individuals in the UK eased to £1.9 billion in March of 2026 from the upwardly revised £1.94 billion in the previous month, but overshot market forecasts of £1.8 billion. Net mortgage approvals for house purchases in the UK rose to 63,531 in March 2026, up from a revised 62,708 in February and surpassing market expectations of 60,000. This marked the highest level since November 2025, exceeding the six-month average of around 63,200, supported by declining borrowing costs. Remortgaging approvals, which only account for switches to a different lender, also climbed to 51,300 in March from 41,200 in February.

The euro zone economy saw faint growth in the first quarter, a preliminary estimate showed, offering the first snapshot of activity since the outbreak of the Iran conflict. The energy-importing euro zone is seen as particularly vulnerable among advanced economies to disruptions in oil, gas and other shipments through the Strait of Hormuz, which began in late February. Eurostat said gross domestic product in the 21-country currency area rose 0.1% quarter-on-quarter in the three months to March, according to a flash reading, lagging forecasts and the pace recorded in the previous quarter, both at 0.2%. A string of surveys this week points to a further slowdown in activity, with business sentiment weakening, services deteriorating, profits falling and exports still hit by tariffs, while banks signal tighter credit conditions. The subdued backdrop complicates the European Central Bank's response to an emerging, energy-driven rise in inflation.

Stay Ahead in Markets with Kedia Advisory



Get Live Commodity & Equity Market Updates backed by in-depth research, data-driven insights, and expert analysis.

Why Kedia Advisory

- 👁️ Real-time market updates
- 👁️ Key levels & trend direction
- 👁️ Research-based market views
- 👁️ Trusted by active traders & investors

Visit: Kedia Advisory Website

www.kediaadvisory.com

CLICK HERE



SCAN ME



Kedia Stocks and Commodities Research Pvt Ltd

SEBI REGISTRATION NUMBER : INH000006156

Aadinath Commercial, Opp. Mumbai University, Vasant Valley Road, Khadakpada, Kalyan West

Investment in securities market are subject to market risks, read all the Related documents carefully before investing.



**Scan the QR to
connect with us**

**KEDIA ADVISORY**

KEDIA STOCKS & COMMODITIES RESEARCH PVT LTD.

Mumbai. INDIA.

For more details, please contact Mobile: +91 9619551022

Email: info@kediaadvisory.com

SEBI REGISTRATION NUMBER - INH000006156

For more information or to subscribe for monthly updates

Visit www.kediaadvisory.com

This Report is prepared and distributed by Kedia Stocks & Commodities Research Pvt Ltd. for information purposes only. The recommendations, if any, made herein are expressions of views and/or opinions and should not be deemed or construed to be neither advice for the purpose of purchase or sale through KSCRPL nor any solicitation or offering of any investment /trading opportunity. These information/opinions/ views are not meant to serve as a professional investment guide for the readers. No action is solicited based upon the information provided herein. Recipients of this Report should rely on information/data arising out of their own investigations. Readers are advised to seek independent professional advice and arrive at an informed trading/investment decision before executing any trades or making any investments. This Report has been prepared on the basis of publicly available information, internally developed data and other sources believed by KSCRPL to be reliable. KSCRPL or its directors, employees, affiliates or representatives do not assume any responsibility for or warrant the accuracy, completeness, adequacy and reliability of such information/opinions/ views. While due care has been taken to ensure that the disclosures and opinions given are fair and reasonable, none of the directors, employees, affiliates or representatives of KSCRPL shall be liable for any direct, indirect, special, incidental, consequential, punitive or exemplary damages, including lost profits arising in any way whatsoever from the information/opinions/views contained in this Report. The possession, circulation and/or distribution of this Report may be restricted or regulated in certain jurisdictions by appropriate laws. No action has been or will be taken by KSCRPL in any jurisdiction (other than India), where any action for such purpose (s) is required. Accordingly, this Report shall not be possessed, circulated and/ or distributed in any such country or jurisdiction unless such action is in compliance with all applicable laws and regulations of such country or jurisdiction. KSCRPL requires such a recipient to inform himself about and to observe any restrictions at his own expense, without any liability to KSCRPL. Any dispute arising out of this Report shall be subject to the exclusive jurisdiction of the Courts in India.